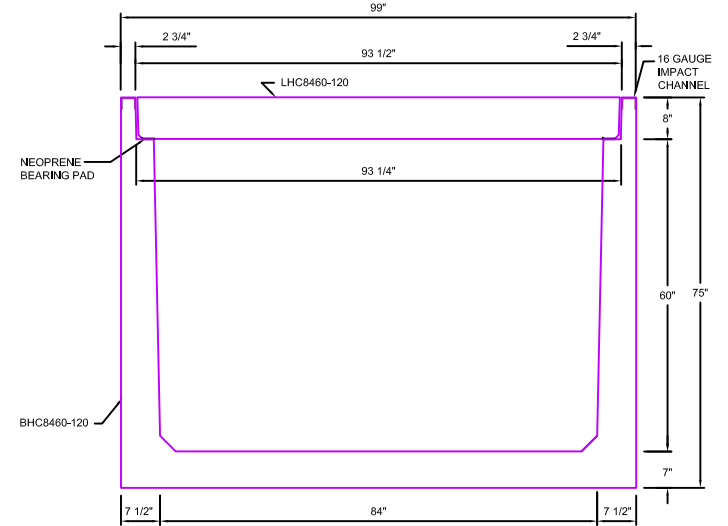
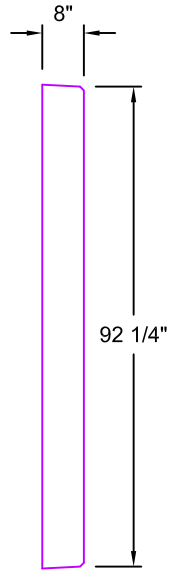
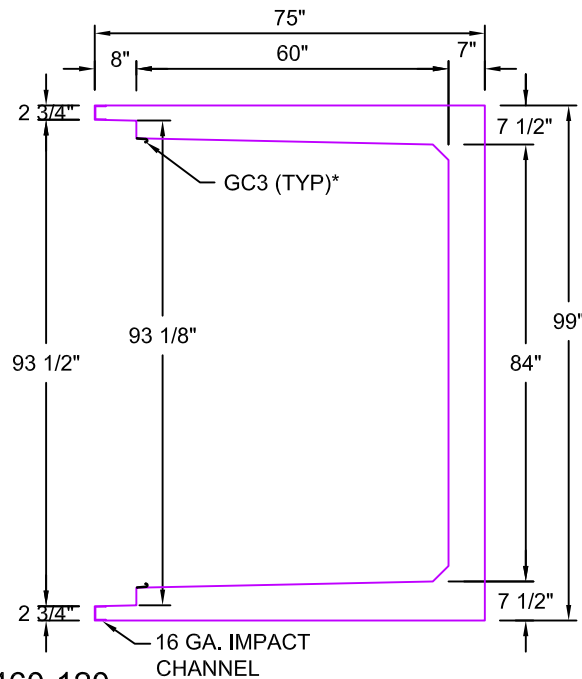
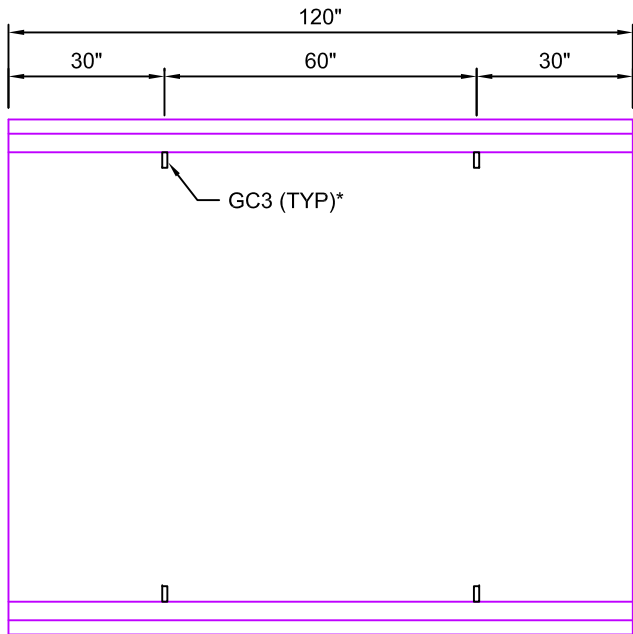


LHC8460-120
SCALE: 1/2" = 1'-0"



TYPICAL XL ROAD CROSSING
SECTION 84"W x 60"D



BHC8460-120
SCALE: 1/2" = 1'-0"

AASHTO HS20 DESIGN
(32,000 LBS / AXLE)

Trenwa Inc.

1419 ALEXANDRIA PIKE FORT THOMAS, KY 41075 859-781-0831

TYPICAL ROAD CROSSING BASE, & LID
FOR 84" WIDE x 60" DEEP TRENCH

Date:
10/24/2013

Dwg. No.
BHC8460-120 STD

MANUFACTURED LENGTH IS 1/8"
LESS THAN PART NUMBER.

*GC3 (GROUND CLIPS) OPTIONAL