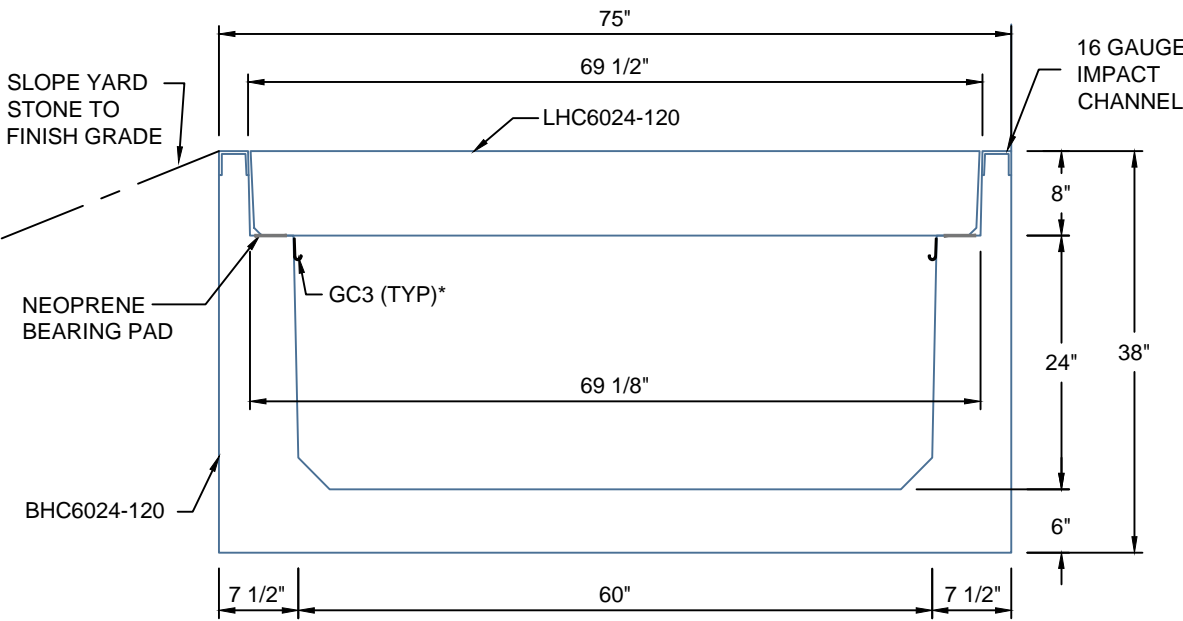
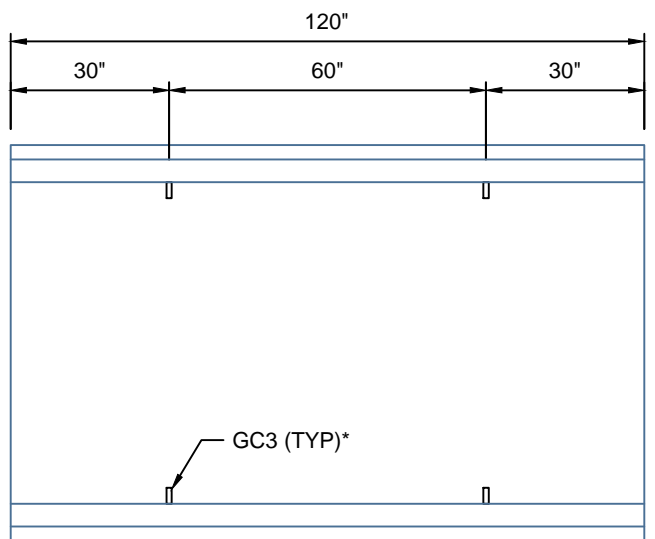


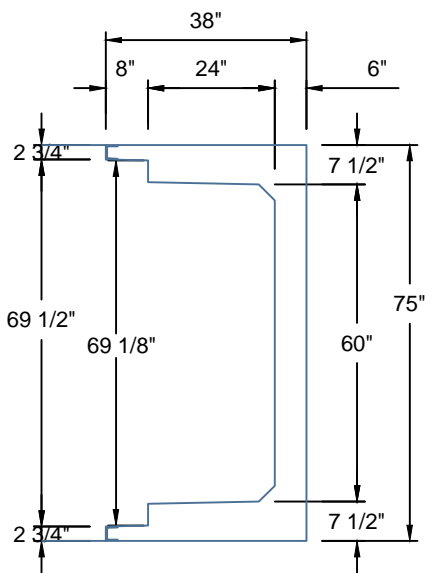
LHC6024-120
SCALE: 1/2"=1'-0"



TYPICAL ROAD CROSSING SECTION 60"W x 24"D
SCALE: 1"=1'-0"



BHC6024-120
SCALE: 1/2"=1'-0"



**AASHTO HS20 DESIGN
(32,000 LBS / AXLE)**

*GC3 (GROUND CLIPS) OPTIONAL

Trenwa Inc.	
1419 ALEXANDRIA PIKE FORT THOMAS, KY 41075 859-781-0831	
TYPICAL ROAD CROSSING BASE, LID & SECTION FOR 60" WIDE x 24" DEEP TRENCH	
Date: 1/22/2013 bd	Dwg. No. BHC6024-120 STD