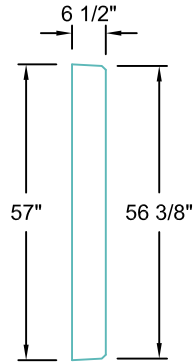
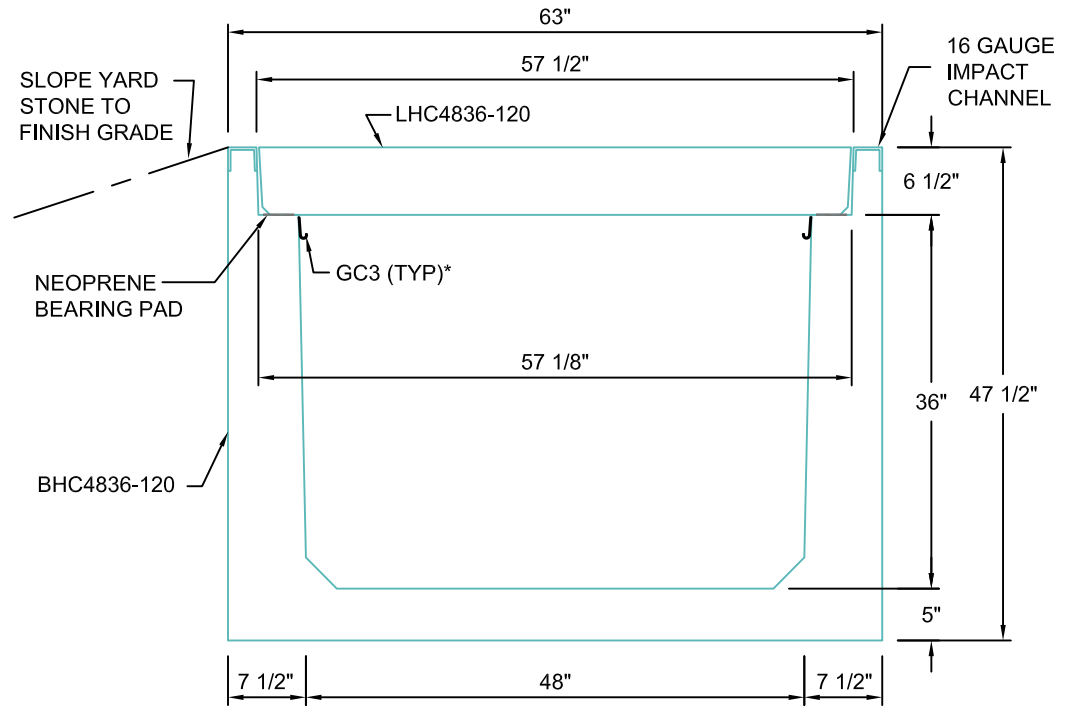


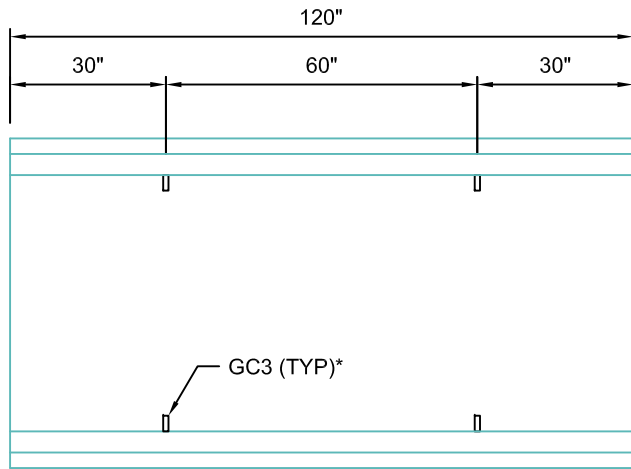
LHC4836-120
SCALE: 1/2"=1'-0"



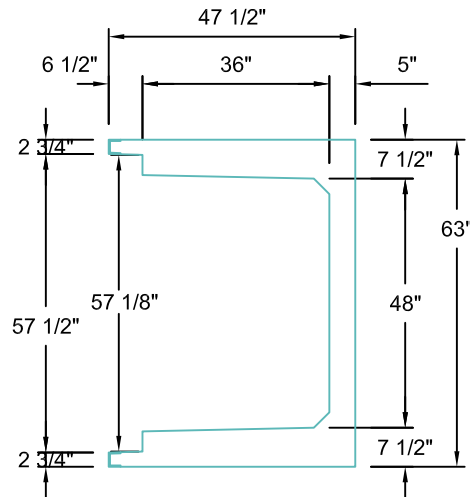
SCALE: 1/2"=1'-0"



TYPICAL ROAD CROSSING
SECTION 48"W x 36"D
SCALE: 1"=1'-0"



BHC4836-120
SCALE: 1/2"=1'-0"



AASHTO HS20 DESIGN
(32,000 LBS / AXLE)

Trenwa Inc.

1419 ALEXANDRIA PIKE FORT THOMAS, KY 41075 859-781-0831

TYPICAL ROAD CROSSING BASE, LID & SECTION FOR 48" WIDE x 36" DEEP TRENCH

Date:
8/23/12

Dwg. No.
BHC4836-120 STD

*GC3 (GROUND CLIPS) OPTIONAL