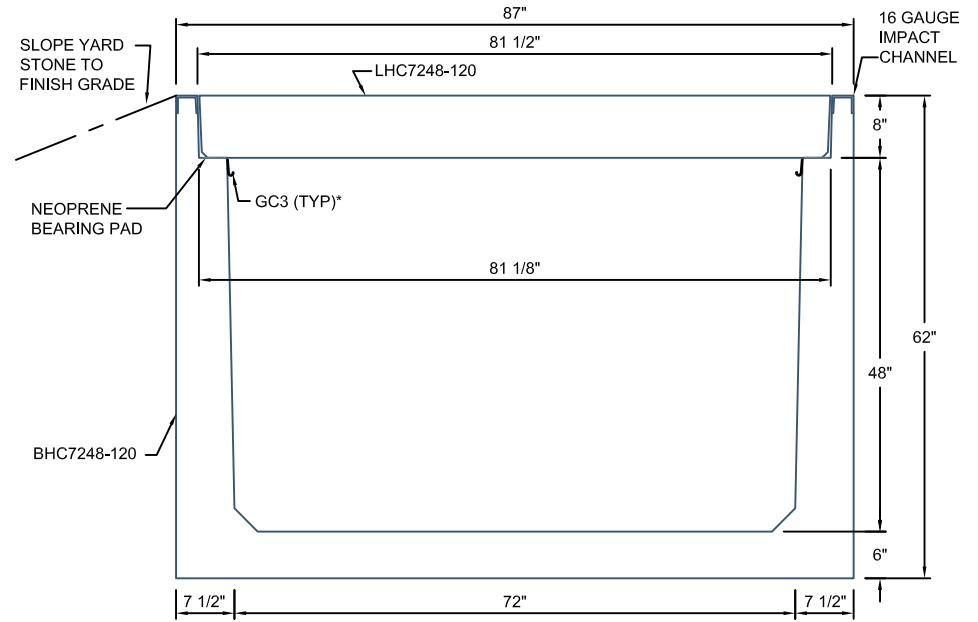
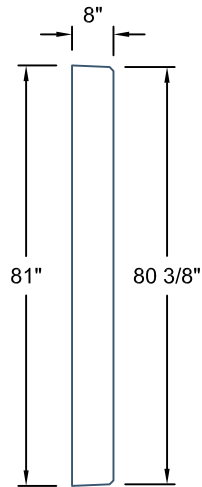
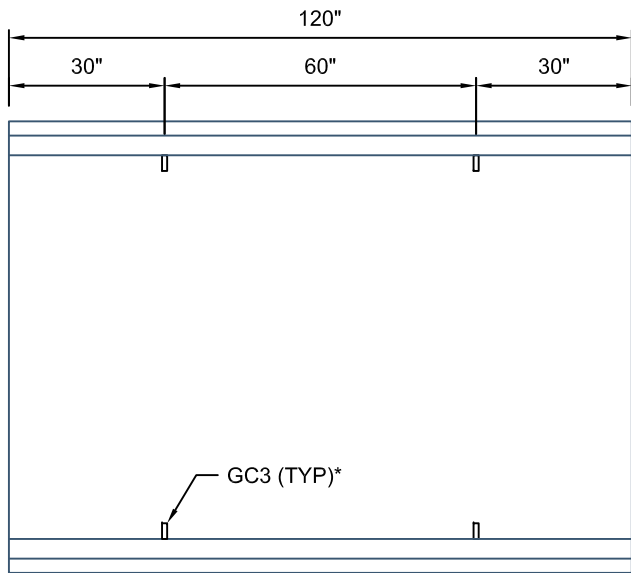


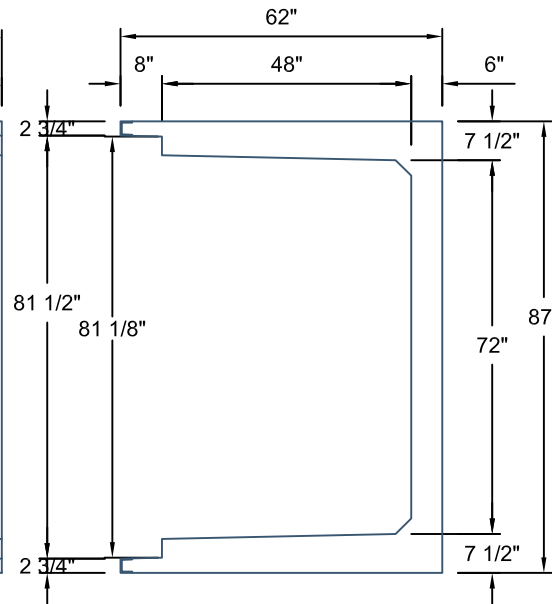
LHC7248-120
SCALE: 1/2"=1'-0"



TYPICAL ROAD CROSSING SECTION 72"W x 48"D
SCALE: 1"=1'-0"



BHC7248-120
SCALE: 1/2"=1'-0"



**AASHTO HS20 DESIGN
(32,000 LBS / AXLE)**

Trenwa Inc.

1419 ALEXANDRIA PIKE FORT THOMAS, KY 41075 859-781-0831

**TYPICAL ROAD CROSSING BASE, LID &
SECTION FOR 72" WIDE x 48" DEEP TRENCH**

Date:
9/18/12

Dwg. No.
BHC7248-120

*GC3 (GROUND CLIPS) OPTIONAL