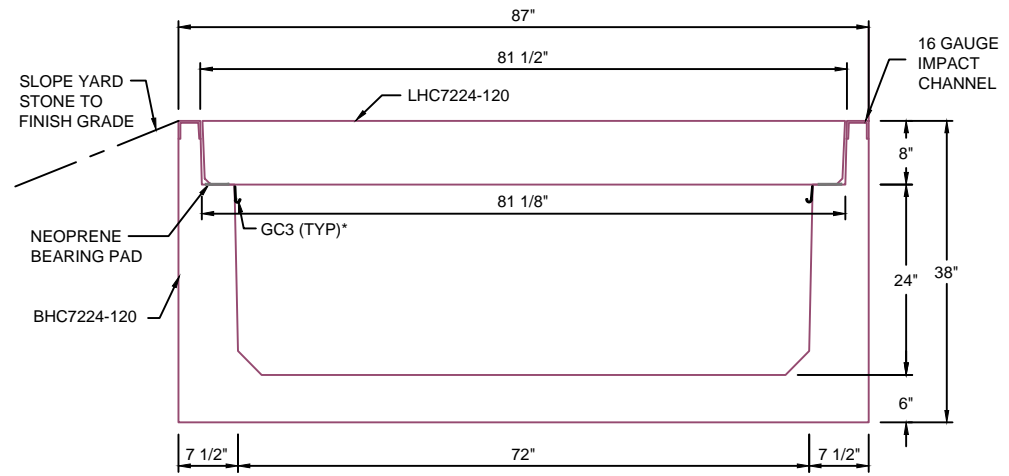
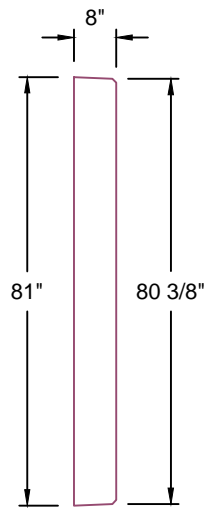
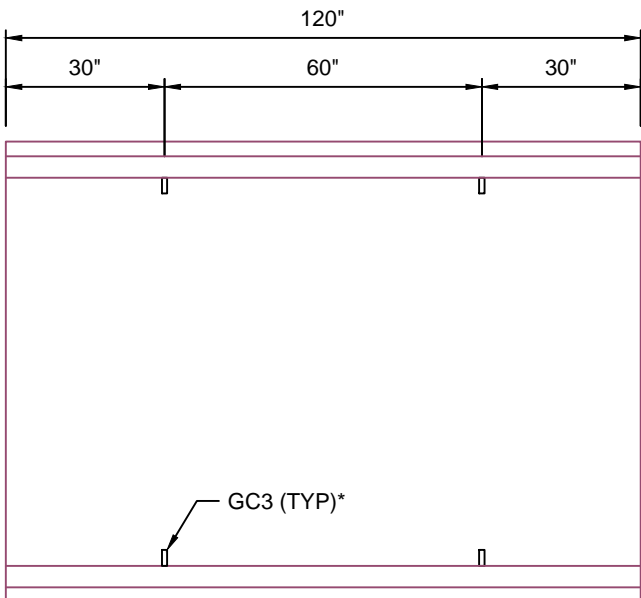


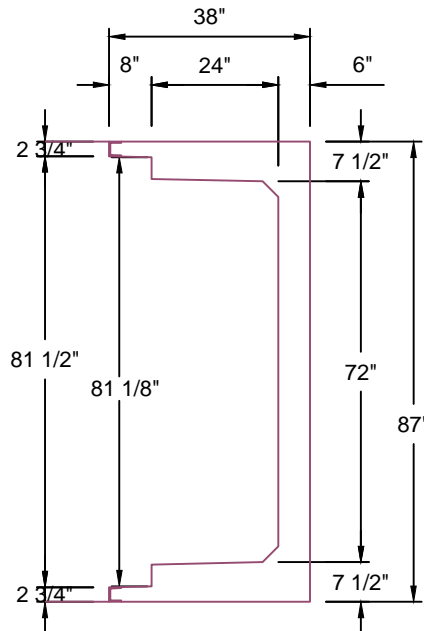
LHC7224-120
SCALE: 1/2"=1'-0"



TYPICAL ROAD CROSSING SECTION 72"W x 24"D



BHC7224-120
SCALE: 1/2"=1'-0"



**AASHTO HS20 DESIGN
(32,000 LBS / AXLE)**

*GC3 (GROUND CLIPS) OPTIONAL

Trenwa Inc.		
1419 ALEXANDRIA PIKE FORT THOMAS, KY 41075 859-781-0831		
TYPICAL ROAD CROSSING BASE, LID & SECTION FOR 72" WIDE x 24" DEEP TRENCH		
Date:	Dwg. No.	
1/22/2013 bd	BHC7224-120 STD	